



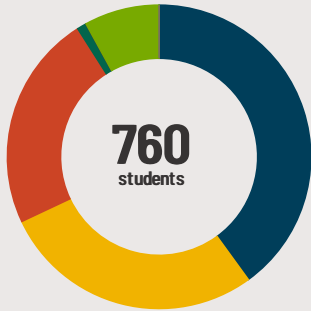
# Rantoul Twp High School

200 S Sheldon St Rantoul, IL 61866 (217)892-6160

Grades: 9 - 12  
District: Rantoul Township HSD 193

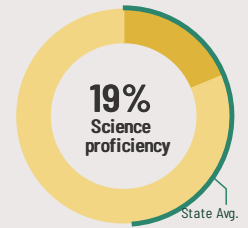

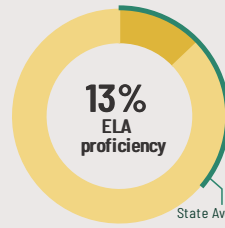
Principal: Mr. Todd Wilson  
Superintendent: Mr. Scott Amerio

## Fast Facts



### Student Characteristics

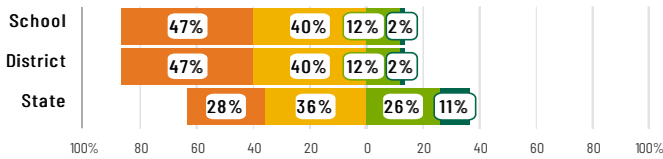
White	40%
Black	28%
Hispanic	23%
Asian	1%
American Indian	0%
Two or More Races	8%
Pacific Islander	0%
Low Income	71%
English Learners	12%
With IEPs	16%
With Disabilities	-
Homeless	0%



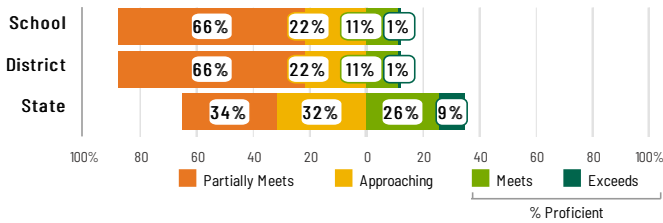
## Academic Success

High school students take the SAT in English Language Arts and Math. The display shows SAT ELA & Math results in four performance levels.

### English Language Arts



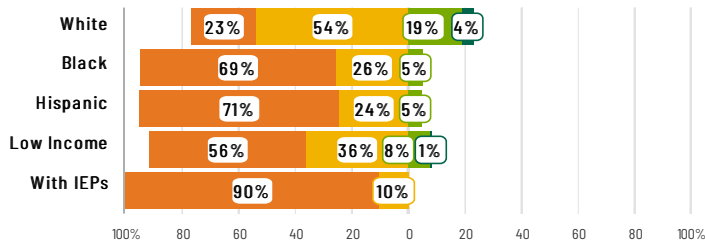
### Mathematics



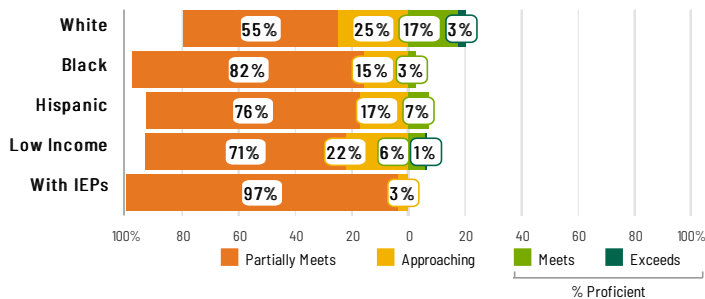
## Success by Student Group

This display shows SAT ELA & Math performance levels for each student group. No data is shown for groups with fewer than 10 students.

### English Language Arts



### Mathematics



## School Environment



The **5Essentials Survey** allows students in grades 6-12 and all teachers to share their perspectives on essential conditions for learning. The anonymous survey consists of 5 components.

- Most implementation
- More implementation
- Average implementation
- Less implementation
- Least implementation
- Not Applicable/Low Response

### Response Rates

Students	76%
Teachers	59%

### Average Effective Leaders

Do principals and teachers implement a shared vision for success?

### Average Collaborative Teachers

Do teachers collaborate to promote professional growth?

### Less Ambitious Instruction

Are classes challenging and engaging?

### Less Supportive Environment

Is the school safe, demanding, and supportive?

### Less Involved Families

Does the entire staff build strong external relationships?

## College Readiness

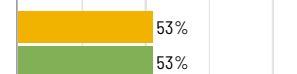
### Early College Coursework

Students taking early college coursework in grades 10, 11, and 12



### Postsecondary Enrollment

Students who enroll at colleges and universities



### Community College Remediation (lower is better)

Students enrolled in Illinois community colleges who require remedial coursework



### Graduation Rate

Percentage of students who graduated within 4 years



0% 25 50 75 100%  
School District State



# Rantoul Twp High School

## School Highlights

### Academic Courses

RTHS offers a diverse curriculum. There are 146 different course offerings. These offerings include 14 dual credit courses and 4 advanced placement courses. The faculty and staff have worked tirelessly to align the courses to state learning standards. RTHS has transitioned many of the classes taught to a standards based grading approach. RTHS al

### Physical Education, Health and Wellness

First Aid and Safety, First Aid and Safety, Health, Health Education Courses, Marching Band PE, Nutrition, Personal Fitness, Team Sports, Weight Lifting/Toning

### Other Programs and Activities

8-9th Grade Transition Workshops, Art Club, Artspeak, Auditorium Tech Crew, Career Education Events, Cheerleading, Chess Club, Community Service Projects, Debate Team, Drafting Club, Drama/Theatre, Eaglettes, Family Nights, FCA, FCCLA, FFA, Future Business Leaders of America, Gospel Choir, Interact, Language Clubs, Literary Magazine, Marching Band, Math Club, Mentoring Program, Mock Trial, Music Club,

### School Awards

Educator of the Year

### Career Development Courses and Programs

Accounting II, Accounting I, Advanced Agriculture, Advanced Economics, Agricultural Business Management, Agricultural Mechanics and Technology, Applied Business, Architectural Drafting I, Automotive Technician I, Automotive Technician II, Biological Science Applications in Agriculture - Plants, Building Maintenance I, Business Law, Business law 2, Cabinetmaking & Millwork I, Cabinetmaking & Millwork II, Carpentry I,

### Athletics

Boy's Baseball, Boy's Basketball, Boy's Cross Country, Boy's Football, Boy's Golf, Boy's Soccer, Boy's Track & Field, Boy's Wrestling, Color Guard, Conditioning and Fitness Classes, Girl's Basketball, Girl's Competitive Cheerleading, Girl's Cross Country, Girl's Golf, Girl's Soccer, Girl's Softball, Girl's Tennis, Girl's Track & Field, Girl's Volleyball

### School Personnel Resources

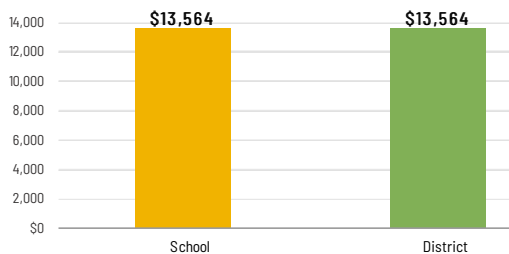
Area Career Center/EFE Director, Assistant Director (Special Education), Bilingual Education Teacher, CTE Supervisor, Curriculum Specialist, Department Chair, English as a Second Language Teacher, General Administrator or General Supervi, Librarian/Media Specialist, Paraprofessional, Reading Specialist, School Guidance Counselor, School Nurse, School Psychologist, School Social Worker, Special Educator

### Facilities

The main campus of RTHS is located at 200 S. Sheldon, Rantoul, IL. This campus includes a building that has 2 main wings as well as 2 gymnasiums. RTHS also has a state of the art Industrial Technology Building as well as an Agricultural building with a fully functioning greenhouse. Eagle Academy is our credit recovery program/alternative program.

## School-Level Finance

The Every Student Succeeds Act requires LEAs to report school-level expenditure data, beginning with School Year 18-19 data. LEAs are required to report actual personnel and non-personnel expenditures of both site-specific and district centralized expenditures. Expenditures are shown at the site level and must be disaggregated by source of funds (federal vs. state/local). These data are self-reported and may differ from AFR data.



## Educator Measures

This school has had **3 principal(s)** over the past 6 years. In the last three years, an average of **80% of teachers** return to this school each year.

## Student Attendance and Mobility

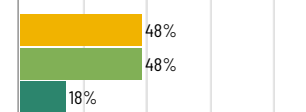
### Attendance Rate

Rate at which students are present at school, not including excused or unexcused absences




### Chronic Absenteeism

Percentage of students who miss 10% or more of school days per year either with or without a valid excuse



### Student Mobility

Percentage of students who transfer in or out of the school during the school year, not including graduates



### Teacher Retention

Percentage of full time teachers who return to the same school year to year



0% 25 50 75 100% School District State

## FOR MORE INFORMATION

Visit [IllinoisReportCard.com](http://IllinoisReportCard.com) to see additional details about each item of information for this school. There you will find charts spanning multiple years, detailed explanations, resources, more of the school's programs and activities, and powerful tools that let you dig deeper into data.

Most of this data has been collected by ISBE from school districts through data systems. Some information, such as the School Highlights, is entered directly by principals and can be updated throughout the year.